

# **Year 11 Revision Evening**




**8<sup>th</sup> November 2023**


# Live Streaming Etiquette



**Mics off**



**Cameras off**



**The session is being recorded**

# Schedule for the Revision Evening

- **Essential information** – Miss Glinka
- **Revision Techniques** – Mrs Ryman
- **Maths** – Miss. Greenhill
- **English** – Mrs. Durrands
- **Science** – Miss Comerford
- **Questions**

*History and Art revision information will be available on the website*

# Essential Information

## Exam period:

- Provisional GCSE exam timetables have been released by Edexcel
- Exams will begin on the 10<sup>th</sup> May and finish on 14<sup>th</sup> June 2024
- Results day for students will be on Thursday 22<sup>th</sup> August 2024










# Essential Information








- Timetable
- Seating Plan



09:15	105	AQA	GCSE/9FC	8702: English Literature	8702/1: English Literature Paper 1
13:00	60	OCR	CNAT/1&2	R051: Sprt Stdies: Cntmpry Issues in Sport	R051/01: Sprt Stdies: Cntmpry Issues Sprt Wrtn
09:15	90	AQA	GCSE/9FC	8300H: Mathematics Tier H	8300/1H: Mathematics Paper 1 Tier H

# Essential Information: Equipment

<b>EXAMS EQUIPMENT CHECKLIST</b>	
WHAT TO BRING	
Clear pencil case or plastic bag	
Black pens (not gel pens)	
Pencils	
Ruler, marked in cm and mm	
Rubber	
Pencil sharpener	
FOR MATHS: Protractor and compass	
FOR MATHS (Paper 2), SCIENCES and GEOGRAPHY: Calculator	
FOR DT: Coloured pencils	

<b>UNAUTHORISED MATERIALS</b>	
WHAT NOT TO BRING	
Mobile phones	
iPods/Mp3/4 players	
Smart watches	
Any other device that can be used to communicate, store data or connect to the internet	
Notes	
Tipp-Ex or other correction fluids or tape	
Food and drink, except water in a clear bottle with the label removed	

**Possession of unauthorised materials  
can lead to DISQUALIFICATION!**

# Essential Information

- Exam room regulations
- Behaviour expectation



AQA City & Guilds CCEA OCR Pearson WJEC

## Warning to candidates

1. You **must** be on time for all your examinations.
2. **Possession of a mobile phone** or other unauthorised material **is not allowed** even if you do not intend to use it. You will be subject to penalty and possible disqualification from the exam/qualification.
3. You **must not** talk to, attempt to communicate with or disturb other candidates once you have entered the examination room.
4. You **must** follow the instructions of the invigilator.
5. You **must not** sit an examination in the name of another candidate.
6. You **must not** become involved in any unfair or dishonest practice in any part of the examination.
7. If you are confused about anything, only speak to an invigilator.

The *Warning to candidates* must be displayed in a prominent place outside each examination room. This may be a hard copy A3 paper version or an image of the poster projected onto a wall or screen for all candidates to see.

Effective from 1 September 2022

# Essential Information

- The role of the exam invigilator
- Invigilators, readers and scribes





# Essential Information

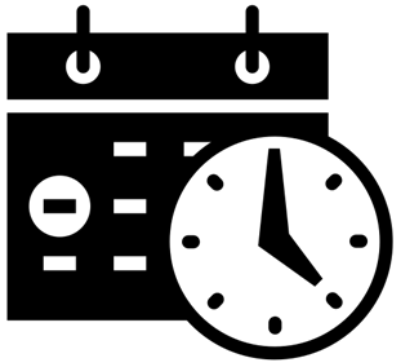
Exam Access Arrangements :

- What are they?
- Who gets Access Arrangements for exams?
- What Access Arrangements are possible?



# Essential Information

- Attendance and arriving late to examinations
- Absence/Special considerations

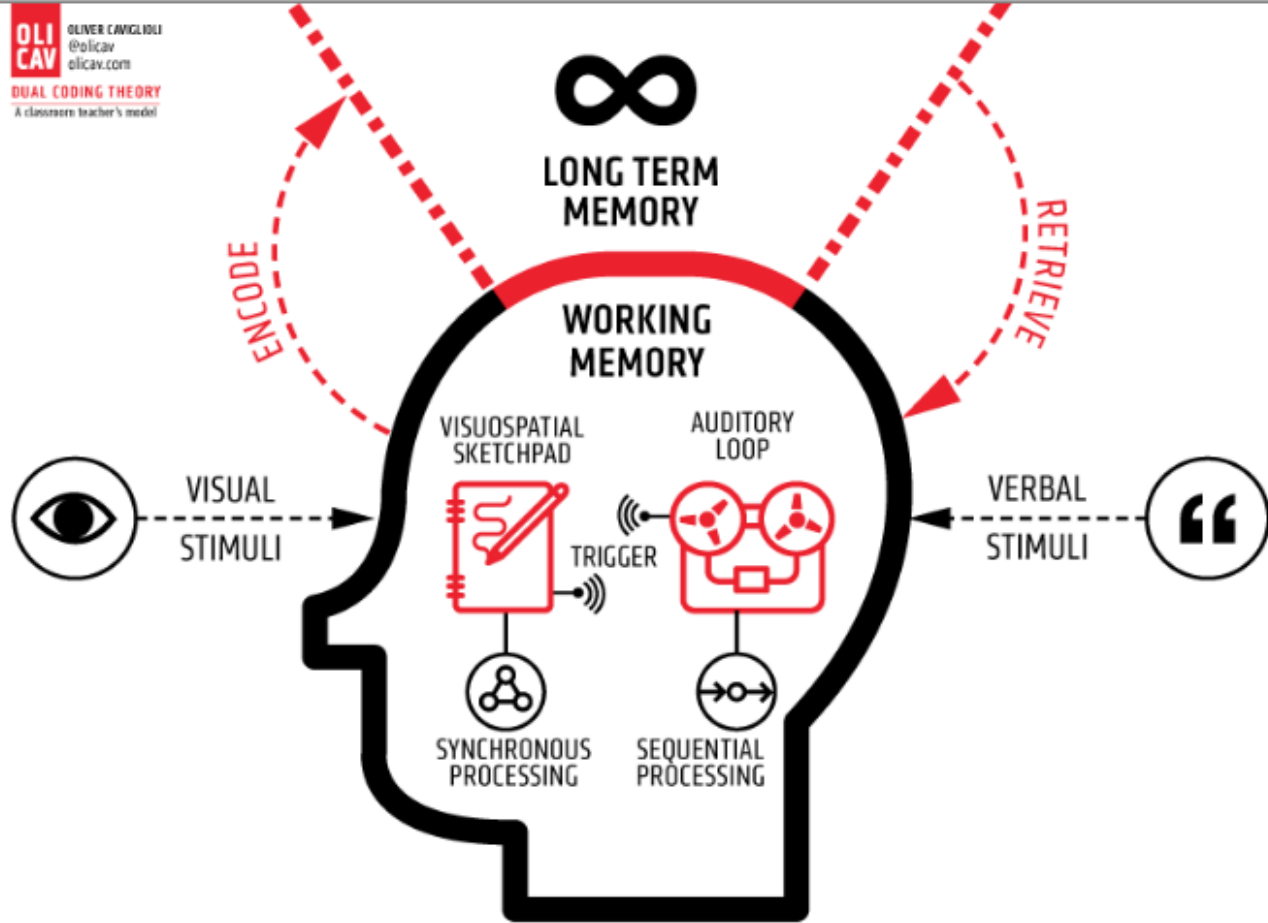


# Support in School

- Revision strategies coaching in lessons
- Homework
- After school tuition
- Self Study
- Academic and Pastoral Intervention

***Effective support relies on student attendance and engagement.***

# Why is effective revision important?

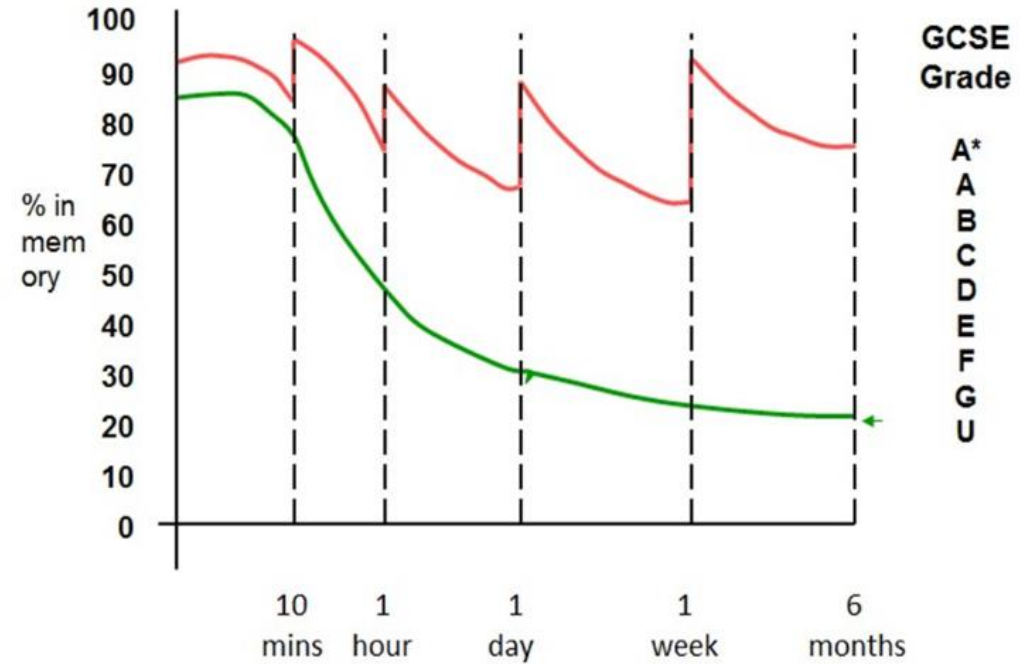
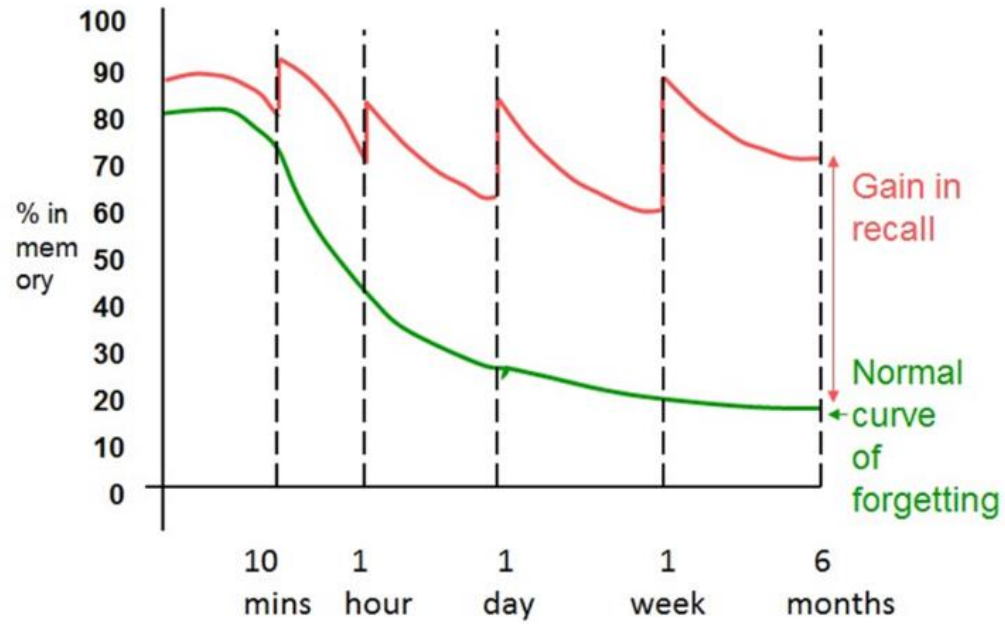


Effective revision moves new knowledge to the long term memory, making recall easier in an exam.

# Creating a Revision Timetable

- Prioritise!
- Break subjects into small topics
- Interleave - mix these topics up, and keep coming back to them
- Make use of retrieval practice
- Plan for short bursts of 30 mins, followed by a break

# Effective Revision: Short Bursts!



# Revision Strategies

## Dual Coding

Linking pictures to key information.

This provides two different representations of information - as students become more confident, the key information can be removed, leaving the picture as a prompt.

## Example: Act One of Macbeth



# Revision Strategies

## Retrieval Practice

In class, this refers to any task in lessons which prompts students to recall small sections of key information to check understanding.

It's a useful way to start each block of revision and helps prioritise areas for revision.

Example:

**Pythagoras Theorem**  $a^2 + b^2 = c^2$   
Pythagoras is used to find missing sides in **Right-angled triangles**

**Key Facts**  
HYPOTENUSE  
This is the longest side in a right-angled triangle and is **ALWAYS** opposite the right angle

**Method to find the hypotenuse**  
Square side a  
Square side b  
Add together  
Square root

$a^2 + b^2 = c^2$

**Method to find a shorter side**  
Square side c  
Square side a/b (whichever is known)  
Subtract a/b from c  
Square root

**Pythagoras and Trigonometry GCSE**

**Trigonometry**  
Used to find missing sides and angles in right-angled triangles

You must label your sides correctly

Always opposite the angle in question

**SOH – CAH – TOA Pyramids**  
Cover the letter which is the unknown value, and then Multiply for horizontal relationships, and Divide for vertical relationships.

**SOH CAH TOA**

**Trigonometry Example Question**

$ABC$  is a right-angled triangle.  
Angle  $B = 90^\circ$ .  
Angle  $A = 36^\circ$ .  
 $AB = 8.7$  cm.

Work out the length of  $BC$ .  
Give your answer correct to 3 significant figures.

**Pythagoras Example Question**

Work out the value of  $x$ .  
Give your answer correct to 3 significant figures.



# Revision Strategies

## **Aural aids**

Useful for revising 'on the go'.

Audiobooks of set texts for English can help with understanding of plot and language.

Recording yourself talking through key information in your own words, or simply verbal prompts, and listening to it back helps you prioritise revision.

# Questions?

Kasia Glinka - [kasiaglinka@maplewell.leics.sch.uk](mailto:kasiaglinka@maplewell.leics.sch.uk)

Rebecca Ryman - [r.ryman@maplewell.leics.sch.uk](mailto:r.ryman@maplewell.leics.sch.uk)

**English:** Kat Durrands [k.durrands@maplewell.leics.sch.uk](mailto:k.durrands@maplewell.leics.sch.uk)

**Maths:** Charlotte Greenhill [c.greenhill@maplewell.leics.sch.uk](mailto:c.greenhill@maplewell.leics.sch.uk)

**Science:** Samina Comerford [s.comerford@maplewell.leics.sch.uk](mailto:s.comerford@maplewell.leics.sch.uk)

**Art:** Alison Folland [a.folland@maplewell.leics.sch.uk](mailto:a.folland@maplewell.leics.sch.uk)

**History:** Sam James-Weir [s.weir@maplewell.leics.sch.uk](mailto:s.weir@maplewell.leics.sch.uk)