





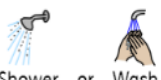





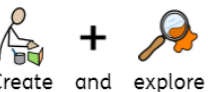








Key Stage 3 Home Learning Timetable

	 Monday	 Tuesday	 Wednesday	 Thursday	 Friday
 PE	Daily PE with Joe	Daily PE with Joe	Daily PE with Joe	Daily PE with Joe	Daily PE with Joe
 Shower or Wash	Wash /shower	Wash /shower	Wash /shower	Wash /shower	Wash /shower
 Household Tasks	Household task	Household task	Household task	Household task	Household task
 Lessons Google Classrooms	Maths	English	Beliefs & Ethics	Art	Design/Food
 Watch and Learn	Watch and Learn	Watch and Learn	Watch and Learn	Watch and Learn	Watch and Learn
 Lessons Google Classrooms	English	Maths	Science	Preparation for Adulthood (P4)	Humanities
 Reading	Reading	Reading	Reading	Reading	Reading
 Create and explore	Create and explore	Create and explore	Create and explore	Create and explore	Create and explore
 Lessons Google Classrooms	Science	Science	Maths	English	ICT
 Be kind	Be kind	Be kind	Be kind	Be kind	Be kind
	Have I submitted my work on Google Classroom	Have I submitted my work on Google Classroom	Have I submitted my work on Google Classroom	Have I submitted my work on Google Classroom	Have I submitted my work on Google Classroom
 Family Activities	Family Activity	Family Activity	Family Activity	Family Activity	Family Activity

Key Stage 3 Home Learning Timetable



Household



Tasks

Make your bed every day.	Clean your bedroom.	Hang the washing out to dry
Play games with younger/older siblings or family members.	Wash and dry the dishes.	Weed/Water the garden or help mow the grass.
Hoover or sweep the floor.	Cook or help to prepare a meal.	Put on load of washing on



Reading

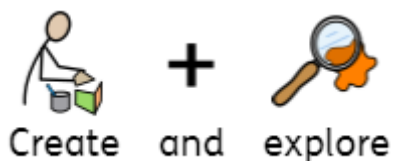
At school, you read for 20 minutes every day; if you keep this up whilst you are at home; you will learn an extra 1.8 million words this year!

It doesn't matter how you read – you might want to read a whole book, or listen to an audiobook; you might enjoy reading the news online, or reading information about your favourite subject – all reading helps you learn!

Here are some activities you could do at home to support your reading:

<p>Take a break from work - go for a walk (even just around the house) and listen to an audiobook.</p> <p>The books are separated into six categories: "Littlest Listeners," "Elementary," "Tween," "Teen," "Literary Classics" and "Folk & Fairy Tales for All."</p>	<p>Start a reading diary; write down what you are reading and any new words you learn!</p>	<p>Share what you are reading on the Tutor Time Reading classroom (code 5vk6ij) to start a discussion and inspire somebody else.</p>
<p>Read aloud to somebody and give the characters different voices!</p>	<p>Draw or create a picture of your favourite character.</p>	<p>Try something new – choose a book at random from your reading list and give it a go!</p>
<p>Write a different ending for the book you are reading.</p>	<p>Tell your tutor all about what you are reading in your weekly phone call.</p>	<p>Imagine the book you are reading is being turned into a film and have a go at acting out your favourite scene.</p>

Key Stage 3 Home Learning Timetable



<p>Create a health and safety poster for the kitchen. Include information on personal hygiene and safety.</p>	<p>Continuous line drawing. Draw a member of your household but do not let your pencil leave the paper. Get them to draw you too.</p>	<p>Boost your knowledge of Britain. Do a virtual tour of Buckingham Palace.</p>
<p>Re- design your house on Google Sketch Up.</p>	<p>View a virtual Zoo tour with the tours available for Edinburgh Zoo and Chester Zoo.</p>	<p>Time for some book art. Create bookmarks with some pictures and quotes of text that made you laugh or really wonder.</p>
<p>Design an album cover that defines you and your personality.</p>	<p>Write a poem of the week.</p>	<p>Create homemade instruments with household items.</p>



Be kind

<p>Make someone a hot drink.</p>	<p>Help clean up, without being asked, help someone out in a practical way.</p>	<p>Ask your parent/Carer/sibling: 'What can I do to help today?'</p>
<p>Give someone a compliment.</p>	<p>Smile and say hello to others when out for a walk.</p>	<p>Write a nice message to someone.</p>
<p>Do activity to amuse a sibling or family member.</p>	<p>Ring and speak to someone (i.e. a friend or family member) who might be feeling lonely.</p>	<p>Say Thank You and Please without fail.</p>



Key Stage 3 Home Learning Timetable



Family



Activities

Practice dicing onions using bridge and claw. Ask someone to take photos of each stage or create a video. Create a resources to show others how to use knives safely and correctly. Use the diced onions to make dishes such as, spaghetti bolognese, soup, or spicy bean burger. Other recipes ideas can be found on the BBC food website.

Members of your family's older generations, like grandparents, great-aunts, and great-uncles, have many fascinating stories of growing up in different eras. Ask them what life was like in yesteryear and use a voice, or video recorder to capture their tales, voices, and expressions. Then turn the microphone around and encourage older family members to take turns interviewing someone, including yourself.

Use an app like Zoom, Face Time, House Party or equivalent to host/take part in a quiz with family and friends. Plan your questions by research topics on the internet.
Common rounds include Music, TV & Film, General Knowledge

Choose an exotic cuisine that your children have not tried, such as Thai or Brazilian. Find the country on a globe or a map, and read a short encyclopaedia or Internet introduction to that nation's culture. Then make a signature dish from that country for lunch or dinner—for example, Pad Thai or Brazilian coxinhas (chicken croquettes).

Do not forget about indoor family activities for cold or rainy days. One idea is baking or cooking together. You can make i.e. scones, piecrusts, biscuits, and pizza. You can follow the entire simple recipe from BBC Food website. When the baking is done, invite a family and enjoy a bite alongside a refreshing drink.

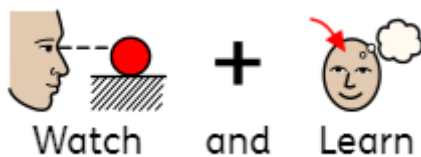
Host a family cinema screening. Discover new films on Netflix, Now TV, Amazon Prime or other streaming services. You can always try to dig out your favourite DVD or Blu-Ray? Make it special by adding popcorn and treats.

If your family misses picnics in the park, you can bring this summertime activity into your backyard instead! Start by preparing a traditional picnic lunch like sandwiches, fruit, and potato chips. Load everything into a basket and bring it to your picnic destination, whether it is a blanket on the lawn or a patio table. You and your family will get fresh air and a dose of vitamin D!

Brush up on the basics of tie-dye. You will enjoy making new shirts, socks, blankets, and pillowcases.

Encourage everyone to get their hands dirty by digging a patch to plant flowers or vegetables in the backyard. Tuck tender seedlings into the ground and watch them grow and blossom.


Key Stage 3 Home Learning Timetable



Time line World History




Life on Earth



BBC News Round



A Journey Through the Universe




The Secret Life of Books




Civilizations



Natural World



Earth from Space



Digging for Britain

