

## A guide for Parents/Carers to Go4Schools at Maplewell Hall School

At Maplewell Hall School we use an online system called Go4Schools to track your child's pastoral and academic progress, as well as their attendance and behaviour data. As part of our commitment to securing the best possible outcomes for the students at Maplewell, the system is available for you to engage with.

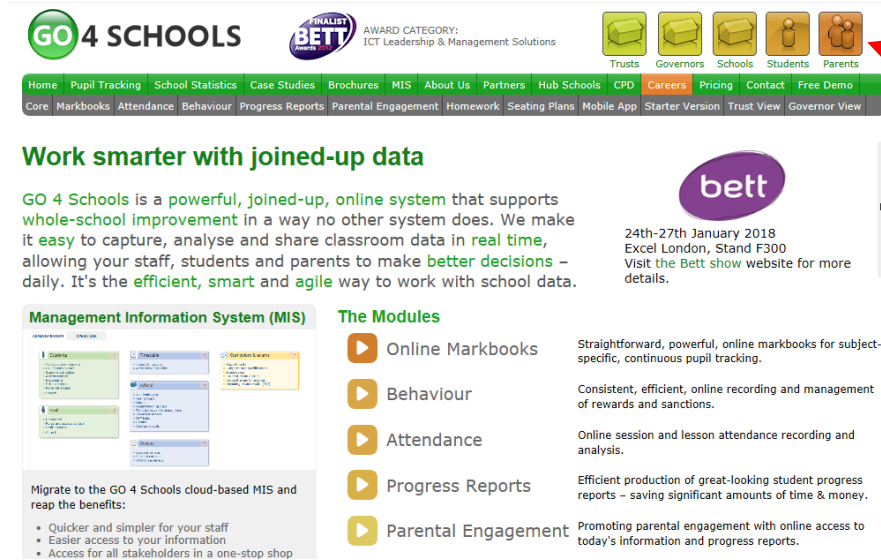
Having online access to Go4Schools will enable you to:

- See your child's progress over time
- Check on your child's attendance
- View your child's timetable
- Have access to progress reports
- Review your child's behaviour record

This guide contains instructions on how to use Go4Schools, will talk you through how to log in for the first time and explain some of the information you will see on your child's profile.

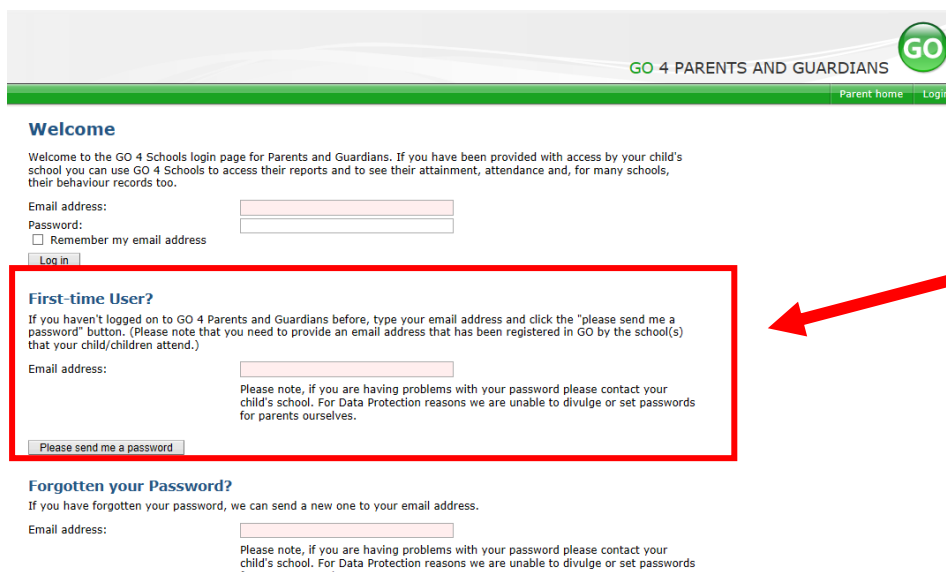
## How to Log in

- Enter the Go4Schools website through [www.go4schools.com](http://www.go4schools.com).
- Click on the 'Parents' icon in the top right-hand corner of the page.



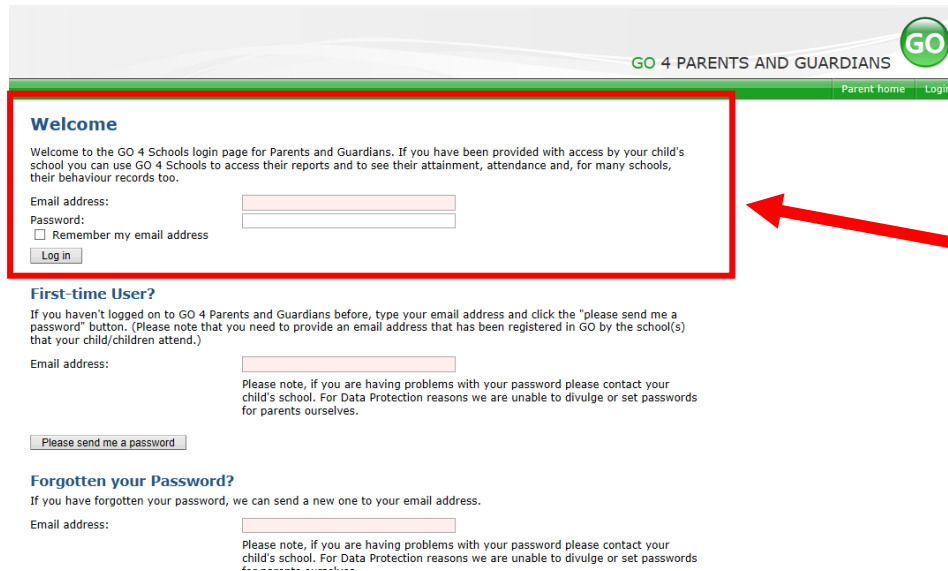
The screenshot shows the Go4Schools website interface. At the top, there is a navigation bar with icons for TruSts, GovernOrs, SchOOls, StudENts, and ParENts. A red arrow points to the 'Parents' icon. Below the navigation bar, there is a section titled 'Work smarter with joined-up data' featuring the BETT logo and a description of the system's capabilities. To the right, there is a BETT event announcement for January 2018. Below this, there is a 'Management Information System (MIS)' section with a list of modules: Online Markbooks, Behaviour, Attendance, Progress Reports, and Parental Engagement, each with a brief description of its function.

- Enter the e-mail address that you have given to us for our records in the space provided under 'First-time User'
  - o If both parents/carers have provided separate e-mail addresses, then both can gain access to their child's data.
  - o If you have not yet provided us with your e-mail address, please send it in and we will add you to the system.



The screenshot shows the 'GO 4 PARENTS AND GUARDIANS' login page. At the top, there is a header with the Go4Schools logo and navigation links for 'Parent home' and 'Login'. Below the header, there is a 'Welcome' section with a brief introduction. The main content area contains a login form with fields for 'Email address' and 'Password', and a 'Remember my email address' checkbox. Below the login form, there is a 'First-time User' section highlighted with a red box. This section contains instructions for new users, a 'Please send me a password' button, and a note about password security. Below the 'First-time User' section, there is a 'Forgotten your Password?' section with an email address field and a note about password security.

- You will receive an e-mail instantly from Go4Schools with a unique password that will allow you to access the data for your child/children. (You will be able to change the password later)
- Go back to the 'Parents' page on Go4Schools and enter your e-mail address and new password in the boxes at the top of the page.



GO 4 PARENTS AND GUARDIANS **GO**

Parent home Login

**Welcome**

Welcome to the GO 4 Schools login page for Parents and Guardians. If you have been provided with access by your child's school you can use GO 4 Schools to access their reports and to see their attainment, attendance and, for many schools, their behaviour records too.

Email address:

Password:

Remember my email address

**First-time User?**

If you haven't logged on to GO 4 Parents and Guardians before, type your email address and click the "please send me a password" button. (Please note that you need to provide an email address that has been registered in GO by the school(s) that your child/children attend.)

Email address:

Please note, if you are having problems with your password please contact your child's school. For Data Protection reasons we are unable to divulge or set passwords for parents ourselves.

**Forgotten your Password?**

If you have forgotten your password, we can send a new one to your email address.

Email address:

Please note, if you are having problems with your password please contact your child's school. For Data Protection reasons we are unable to divulge or set passwords for parents ourselves.

- If you only have one child at Maplewell, you should now be able to see their page. If you have more than one child, you can click on one of their names to see their page.
- Before you do anything else, click on 'My settings' in the top right-hand corner and follow the instructions to change your password.
- If you scroll down the page, you will see a variety of information including academic progress, and attendance information.

## Key Stage 3

Year 7 – 9

### Successful Curriculum Coverage

#### What is the curriculum?

- The curriculum is the substance of what is taught. It is the specific plan of what learners need to know and should be able to do. The curriculum shapes and determines what learners of all ages will get out of their educational experience.

#### What is Successful Curriculum Coverage?

- We assess whether your child has learnt what has been taught. We call this successful curriculum coverage.
- Learning can be defined as an alteration in the long-term memory.
- Successful Curriculum Coverage is expressed as a percentage i.e. How much has been learnt out of how much has been taught.

#### How is it measured?

- We use low-stakes diagnostic assessment alongside summative assessments tests.
- This is a combination of a teacher's professional judgement; work produced in books and verbal feedback during lessons.

#### How much of the curriculum is my child expected to successfully cover?

- We adapt our curriculum to meet the needs of all pupils.
- We often have at least two pathways in each subject.
- Because we spend so much time designing, developing and adapting our curriculum **we expect all pupils to successfully cover at least 70%.**

Progress Indicator	Progress Percentage
Below Target	Less than 40%
On Track for Target	Between 40-69%
Hit Target	Between 70% and 85%
Exceeding Target	Above 85%

## Academic Progress – KS3

### Detailed Progress

In KS3, the detailed progress will show:

- **The Subject and Teacher**
- **Min Target** – all pupils in KS3 have 75% as their min target in all subjects.
- **Current** – the percentage of curriculum they have successfully covered to date.
- **Progress Pace** – indicates the rate of progress your child is making. This may change throughout the year.
- **Breakdown** – an overview of the topics taught in the subject and how successfully they have covered the topic.

The Breakdown column is likely to change throughout the year as your child works through the curriculum.

For more information please see the ‘Frequently asked Questions’ at the end of this document.

Detailed progress

Subject	Min. Target	Current	Curriculum Coverage 2019	Breakdown
8A English Mrs R. Ryman	75%	83%	Running	Shakespeare 83% Persuasive Writing Sheet 4 -
8A Mathematics Mr P. Leaney	75%	97%	Running	Place Value 99% 4. Addition and Subtraction 93% 5. Addition and Subtraction - Length and Perimeter 100%
Art Miss L. Franklin	75%	74%	Jogging	Peace Poster 77% Observational Baseline Shoe drawing 77% Aboriginal Art 67% Pinch Pot Monsters -
Beliefs & Ethics Ms E. Goode	75%	80%	Running	Buddha 80% Martin Luther King - Inspirational Figures - Ideas about God -
Design Mr N. James	75%	68%	Walking	Design - Make - Technical knowledge - Evaluate - Sketch-a-Lesson 87% Block Bot - Design - Block Bot - Make - Block Bot - Technical Knowledge U Block Bot - Evaluate - Happy Meal Project - Design 79% Happy Meal Project - Make 70% Happy Meal Project - Technical Knowledge 75% Happy Meal Project - Evaluate 100% Rocket - Design - Rocket - Make - Soma Cube - Make - Soma Cube - Technical Knowledge - Maze Game - Make - Maze Game - Technical Knowledge - Maze Games - Design -

**Key Stage 4 and 5**

*Year 10 – 14*

**Working towards a target**

**How do you assess my child in KS4 and KS5?**

- We assess how far away your child is away from their target grade in a subject.
- The target grades given will be based on the qualification your child is taking in the subject.

**How is it measured?**

- We use summative assessments (tests) to check what has been learnt based on what was taught.
- In Year 11 our pupils will sit two sets of mock exams.
- This is a combination of a teacher’s professional judgement; work produced in books and verbal feedback during lessons.

**How do you break down the grades into small steps?**

- Each level is sub-divided into Beginning (B), Developing (D) and Secure (S).
- This enables us to demonstrate the small steps in your child’s progress.

<b>Working towards a target in KS4 and KS5</b>	
<b>Exceeding Target</b>	These will change as your child progresses through their course. In KS4, most of the qualifications are taught over 2 years.
<b>Hit Target</b>	
<b>On Track to Hit Target</b>	
<b>Working Towards Target</b>	
<b>Off Track</b>	

## Academic Progress – KS4 + KS5

### Grades

Compact view (main grades only)
  Broad view (all grades)
  Detailed (all grades plus marksheet grades)

Subject	Aspirational Target Grade	FFT Target Grade	Current Grade	Progress	Sheet summary
Culture & Diversity (11MSS) <sup>2</sup> , Mrs S Salt	-	-	-	-	
DoE (11B) <sup>1</sup> , Mrs E Bullock	Bronze - Complete	-	Silver - B	Exceeding Target	Reading Age 17:00 Pupil Premium N Overall Silver - B Skill - Physical - Volunteering - Expedition Bronze - D
English (11M) <sup>2</sup> , Mrs R Ryman	GCSE 5B	GCSE 3B	GCSE 7B	Exceeding Target	Reading Age 17:00 Pupil Premium N December 2025 Literature Paper 1 Mock GCSE 7B December 2025 Language Paper 1 Mock GCSE 8S An Inspector Calls Assessment GCSE 5B AIC Knowledge Check - Plot and characters 100% AIC Knowledge Check - Context 100% AIC Knowledge Check - Quotes 80% Macbeth Assessment GCSE 7D Macbeth Knowledge Check 1 100% Macbeth Knowledge Check 2 100%

### Detailed Progress

In KS4 and KS5, the detailed progress will show:

- **The Subject** – and teacher.
- **Aspirational Target Grade** – A grade determined by teachers using ongoing summative assessment data. It is set to be ambitious and to encourage students to strive for their highest possible achievement.
- **FFT Target Grade** - the grade your child should be aiming to meet or exceed by the end of their course.
- **Current Grade** - where the teacher thinks your child is working at now, based on a collection of assessments.
- **Tracker** – indicates whether your child is off track, working towards target, on track to hit target, has hit their target or is exceeding target.
- **Breakdown** – gives a brief view of recent assessments. This will look different for each subject.
- Your child’s low-stakes diagnostic assessments are recorded as percentages (%), while summative assessments are recorded as GCSE grades (for example, GCSE 4B).

For more information, please see the ‘Frequently asked Questions’ at the end of this document.

## Attendance

- The school's attendance target is 95%.
- Attendance data is not live and is always shown up to the previous day.
- One session equates to either a morning or afternoon.
- Attendance is from the start of the academic year.

### Attendance

<b>Attendance</b>	98.91%	 <ul style="list-style-type: none"> <li><span style="color: green;">■</span> Attendance</li> <li><span style="color: yellow;">■</span> Authorised absences</li> <li><span style="color: red;">■</span> Unauthorised absences</li> <li><span style="color: grey;">■</span> Unknown marks</li> </ul>
<b>Authorised absences</b>	2	
<b>Unauthorised absences</b>	0	
<b>Unknown marks</b>	0	
<b>Possible sessions</b>	184	

## Frequently Asked Questions

### **I have lost my password – what do I do?**

Go to the Go4Schools website, click the ‘parents’ icon and follow the ‘Forgotten your Password’ instructions.

### **My email address is not recognised – why is this?**

Only email addresses registered with the school are recognised by Go4Schools. If your email address is not recognised it means that the school does not hold your email address information. Please contact the school on 01509 890237 and let us know the email address you would like us to hold.

### **When, and how often should I access Go4Schools**

The information is always available so that you can access it when you wish. We would, however, advise that you check at least once a fortnight. If new reports have been published, you will receive an email alerting you.

### **What if my child doesn’t have a percentage for a topic?**

This may be due to the fact that your child hasn’t yet been taught this topic. It could also be an indication that your child won’t cover this topic. This is likely due to the personalised nature of our curriculum. Please get in touch if you have any questions.

### **How do you calculate my child’s targets?**

The grade/target given in each subject suggests what your child could achieve based on the potential they showed at the end of year 6 (KS2) and following our own assessments when they start with us. The philosophy behind our target setting system is to set challenging but achievable benchmarks that will give each child the confidence and encouragement to make as much progress as possible.

- Even if your child has not hit their minimum target in a year, it does not mean they won’t make accelerated progress the next year. The hope is that all students will hit their end of KS4 target by the end of year 11, we acknowledge this is not always a straight line.

## *Current Grade*

- Throughout the year, the 'Current' grade will change. This will be to reflect the progress made as judged by the class teacher after summative and ongoing assessments.
  - A summary of these grades can be found at the bottom of your child's profile as well as in the reports made available to you.

## **What should I do if I have additional questions about Go4Schools?**

- If it is a technical issue, please contact Go4Schools in the first instance.
- If you have questions about the information we hold about your child including email addresses, contact details, home address etc., please contact the admin team.
- If you have a query about your child's progress, please contact their form tutor in the first instance via WEDUC, home schoolbook or phone call.